Holiday, Activities and Food Programme | LA Benchmarking | PSR 2025

coram | hempsall's
delivering change together

MOTT MACDONALD

Local Authority

Herefordshire

Reporting Cycle and Year	National Average Reach %	LA Projected FSM Reach %	LA FSM Reach %	Primary Reach %	Secondary Reach %
PSR 2024	21.5 %	13.4%	25.6%	32.9%	18.3%
PCR 2024	10.7 %	14.8%	8.0%	9.8%	6.4%
PER 2025	13.5 %	24.8%	10.8%	14.0%	7.5%
PSR 2025	20.8 %	11.0%	20.4%	26.1%	15.4%

Lowest FSM Reach % (PSR 2025)	Highest FSM Reach % (PSR 2025)	Lowest Average Number of Days (PSR 2025)	Highest Average Number of Days (PSR 2025)
10.2%	57.7%	1.7	13.1

Reporting Cycle and Year	National Average Days	LA Avg Num of Days	Avg Num of Days Primary	Avg Num of Days Secondary
PSR 2024	6.85	4.45	5.74	1.15
PCR 2024	2.45	2.55	3.28	1.00
PER 2025	3.05	2.63	2.76	2.30
PSR 2025	6.68	5.84	6.26	4.93

Average Overall Provider Quality	National Average Overall Provider Quality	% of Good/Excellent Provider Scores	National % of Good/Excellent Provider Scores
81.3%	83.1 %	73.2 %	80.7 %

Notes to consider when reviewing this data:

There is not a single national booking/information management system in place. Each local authority captures the number of unique children attending HAF in different ways. This data is then submitted to Childcare Works as part of the delivery returns. The numbers submitted to Childcare Works are used to produce the benchmarking cards that are shared with each individual local authority. Childcare Works follow up all anomalies in the self-declared data submitted by LAs. The DfE complete a deep dive assurance exercise on a group of local authorities after each reporting period and we know the vast majority of local authorities use booking and/or information management systems.

For the post summer 2025 holiday reporting period as requested by LAs we have moved to comparing LAs against statistical neighbours instead of their characteristic cluster groupings. Please note the groupings will not be the same as every other LA in your benchmarking card: you may have a particular LA as your statistical neighbour, but they may not necessarily have you as one of theirs; it depends on how many other closer matches they have.

The overall card is provided to allow LAs to benchmark the delivery period, reach, quality, engagement (number of days attended) and to support LAs to identify areas of improvement. For example, reach may be high but average number of days may be low, so is there something that can be done to improve a unique child's engagement and attendance. A local authority may find they are on the higher end for booked places unattended, so is there something that can be introduced to improve this.

Holiday, Activities and Food Programme | LA Benchmarking | PSR 2025

coram | hempsall's
delivering change together

MOTT MACDONALD

Local Authority

Herefordshire

Reach

PSR 2025



Average Days

PSR 2025



Spend on direct provision / # of places

PSR 2025



% of booked places unattended
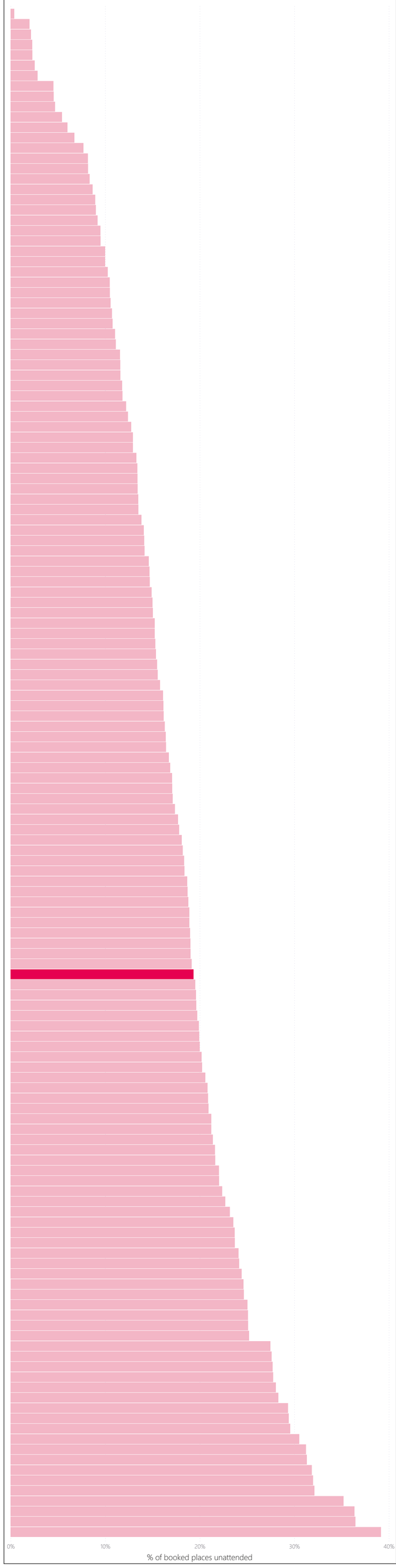
PSR 2025